



# Tell Me About Yourself

## MASTERCLASS WORKBOOK

---

A Simple Step-by-Step Formula for  
the Number 1 Job Interview Question

# Tell Me About Yourself

## 3 WAYS TO GET THE MOST FROM THIS WORKBOOK

- Print** this workbook as you watch the masterclass to stay 100% engaged.
- Take notes** on key points you don't want to forget and keep track of action items.
- Craft your answer.** Immediately use what you've learned to craft and practice your answer to *Tell Me About Yourself*.

## Before you watch the masterclass, here's what I want you to know:

Answering the '*Tell Me About Yourself*' question is easier than you think when you understand **why** interviewers ask it and you follow a simple, structured formula.

Everything I teach in this free masterclass is 100% possible for you.

Job interviews in English can be overwhelming when you're not sure what to prepare for or which strategies to use, particularly if you're unsure about your English skills.

**To eliminate stress and worry, keep it simple with the formula I share with you and 3 fail-proof strategies for success.**

## PART 1: WHY DO INTERVIEWERS ASK THIS QUESTION?

The 2 primary reasons interviewers start with *Tell Me About Yourself* are:

1

2

What does this mean for you? What opportunities does it provide?

## YOUR BIGGEST TAKEAWAY

What do you want to remember most from what you learned? What can you do to be ready for this question?

Take a few notes here.

## PART 2: THE SIMPLE FORMULA TO ANSWERING 'TELL ME ABOUT YOURSELF'

It's important to keep your answer to *Tell Me About Yourself*:

1

2

3

The 3-Step Formula is to focus on the:

1

2

3

## YOUR BIGGEST TAKEAWAY

What helped you the most? What don't you want to forget? Take a few notes here.

## PART 3: THREE FAIL-PROOF STRATEGIES FOR SUCCESS

The 3 keys to success when answering *Tell Me About Yourself* are:

1

2

3

## YOUR BIGGEST TAKEAWAY

What helped you the most? What don't you want to forget? Take a few notes here.

## PART 4: SENTENCE STARTERS

In the masterclass, you learned several sentence starters to help you prepare your response. Write down any sentence starters you'd like to remember.

1

2

3

4

## START TO CRAFT YOUR RESPONSE

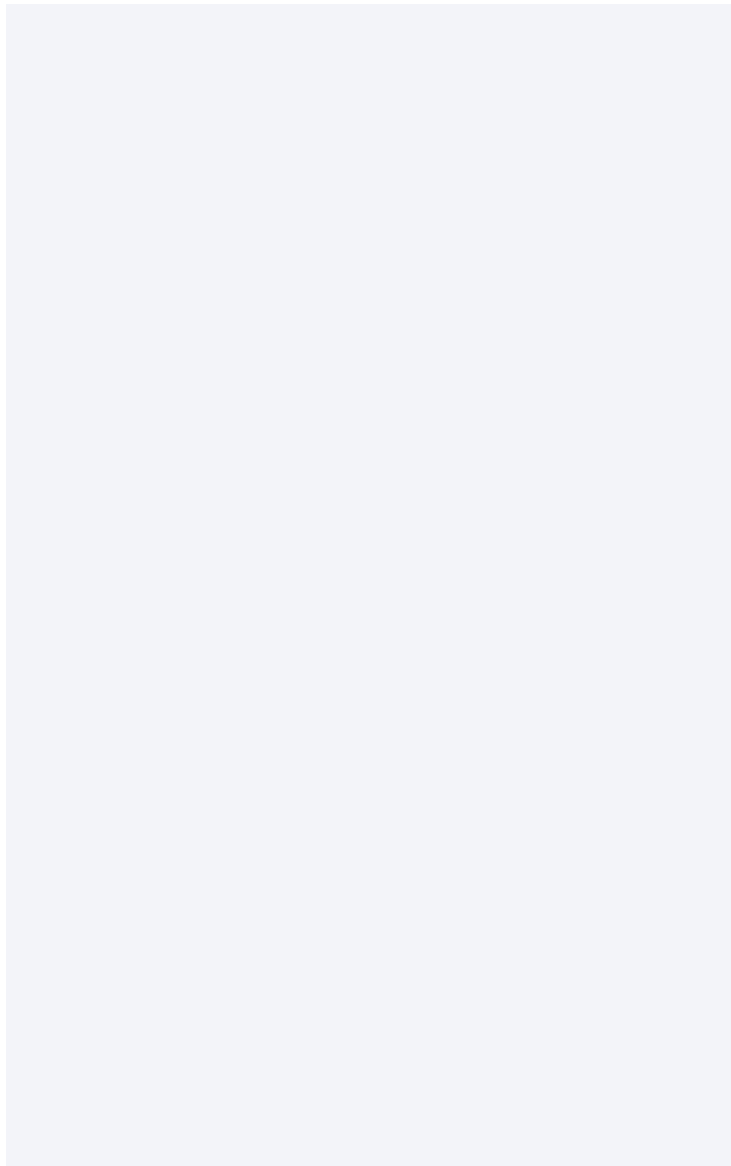
Begin some initial brainstorming. How might you use these sentence starters in your response to *Tell Me About Yourself*?

# Tell Me About Yourself

## BRAINSTORM AND CREATE AN ACTION PLAN

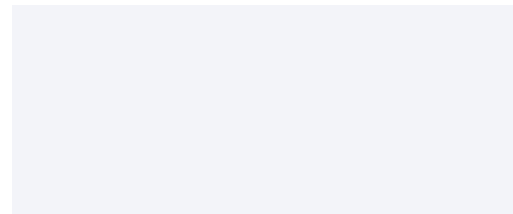
Now that you've discovered why interviewers start with *Tell Me About Yourself*, how to structure your answer, and which strategies will help you be most successful, brainstorm your response to *Tell Me About Yourself* and create an action plan to practice.

### BRAINSTORM YOUR IDEAS

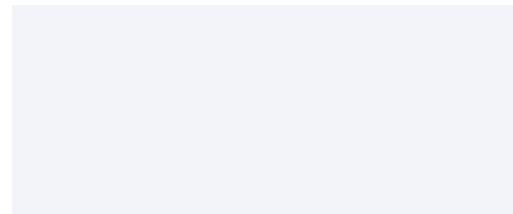


### CREATE AN ACTION PLAN

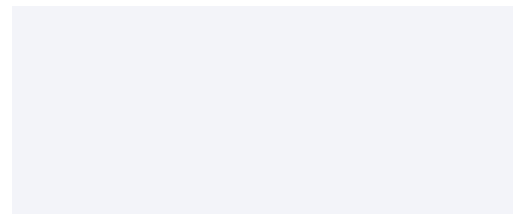
**Step 1:**



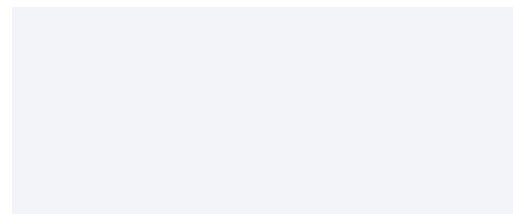
**Step 2:**



**Step 3:**



**Step 4:**



## MORE IDEAS AND NOTES:

